



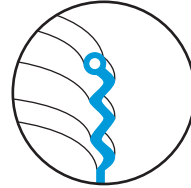
SCREW-CAP CANS
SHAKER CANS
SCHRAUBDECKELDLOSEN
STREUDLOSEN



STANDARD DIMENSIONS: SCREW-CAP CANS / SHAKER CANS WITH INTERNAL ROLLED RIM, WITH THREAD, CAP WITH EXTERNAL ROLLED RIM
STANDARDABMESSUNGEN: SCHRAUBDECKELDOSEN / STREUDOSEN MIT INNENROLLRAND, MIT GEWINDE, DECKEL MIT AUSSENROLLRAND

DIAMETER D DURCHMESSER D	LENGTH MIN. L LANGE MIN. D	LENGTH MAX. L LANGE MAX. L	COLOURS FARBEN	INTERNAL LACQUER INNENLACK
mm	mm	mm		
40	64	150	6	x
50	64	160	8	x

VERSIONS | VARIANTEN

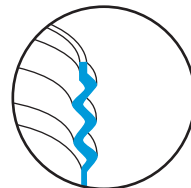


THREAD WITH INTERNAL ROLLED RIM
 GEWINDE MIT INNENROLLRAND

FURTHER DIMENSIONS: SCREW-CAP CANS, BLANK WASHED WITHOUT LACQUER AND PRINTING, OPENING PLAIN CUT, CAP WITHOUT ROLLED RIM
WEITERE ABMESSUNGEN: SCHRAUBDECKELDOSEN BLANK GEWASCHEN, OHNE LACK UND BEDRUCKUNG, ÖFFNUNG GLATT BESCHNITTEN, DECKEL OHNE ROLLRAND

DIAMETER D DURCHMESSER D	LENGTH MIN. L LANGE MIN. D	LENGTH MAX. L LANGE MAX. L
mm	mm	mm
30**	30	150
33,3**	45	150
35***	45	150
37	45	150
40**	55	150
45**	50	150
50**	64	150
55**	64	150
56,8**	60	150
64**	60	150

VERSIONS | VARIANTEN



THREAD PLAIN CUT
 GEWINDE GLATT BESCHNITTEN

*D 35 mm: printing possible

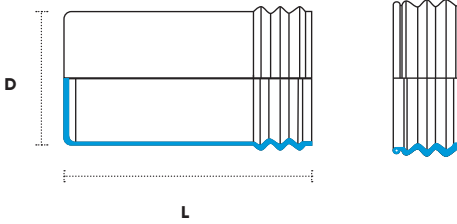
*D 35 mm: Druck möglich

**Also possible with internal rolled rim.

**Auch mit Innenrollrand möglich.

Tightening cap inlayers: White PE foam or alu-faced inlayer, (injected seal possible for 45 and 50 mm caps)
 Deckel-Dichteinlagen: Weiße PE-Schaumeinlage oder alukaschierte Einlage (eingespritzter Gummiring möglich bei 45 und 50 mm Deckel)

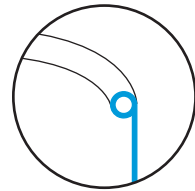
SHAPES | FORMEN



SHAKER CANS WITH INTERNAL ROLLED RIM, WITHOUT THREAD, WITH ALU SLIP LID | STREUDOSEN MIT INNENROLLRAND, OHNE GEWINDE, MIT ALUSTÜLPDECKEL

DIAMETER D DURCHMESSER D	LENGTH MIN. L LÄNGE MIN. D	LENGTH MAX. L LÄNGE MAX. L	COLOURS FARBEN	INTERNAL LACQUER INNENLACK
mm	mm	mm		
40	50	200	6	x
55	50	150	-	-

VERSIONS | VARIANTEN



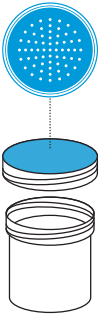
INTERNAL ROLLED RIM
ROLLRAND INNEN

SHAKER CANS WITH INTERNAL ROLLED RIM, WITHOUT THREAD | STREUDOSEN MIT INNENROLLRAND, OHNE GEWINDE

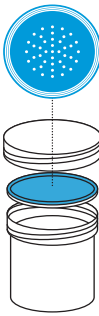
DIAMETER D DURCHMESSER D	LENGTH MIN. L LÄNGE MIN. D	LENGTH MAX. L LÄNGE MAX. L	COLOURS FARBEN	INTERNAL LACQUER INNENLACK
mm	mm	mm		
40	50	200	6	x
50	60	150	8	x
57	60	150	-	-

Additional lengths on request!
Weitere Längen auf Anfrage!

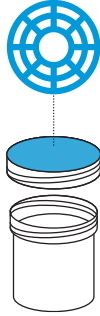
ALUMINIUM-SIFTERS | ALUMINIUM-STREUER



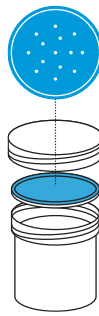
Ø 64



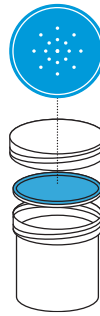
Ø 64



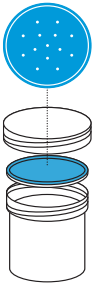
Ø 64



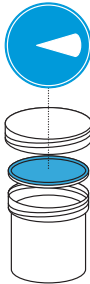
Ø 64



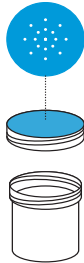
Ø 64



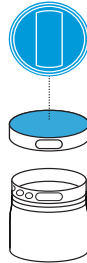
Ø 64



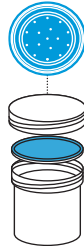
Ø 64



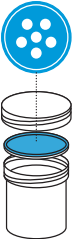
Ø 50



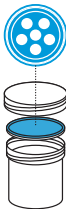
Ø 50



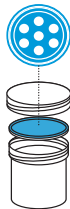
Ø 45



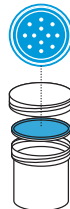
Ø 45



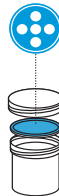
Ø 40



Ø 40



Ø 40



Ø 35