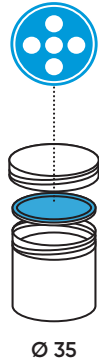
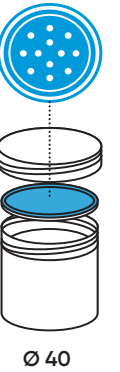
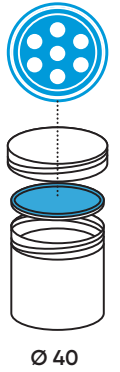
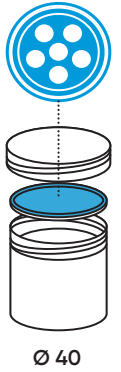
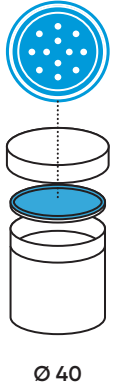
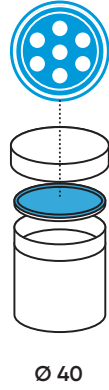
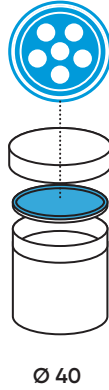
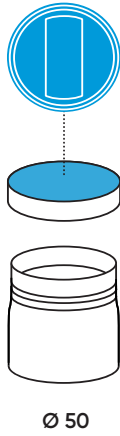
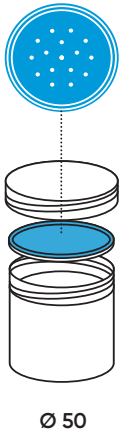
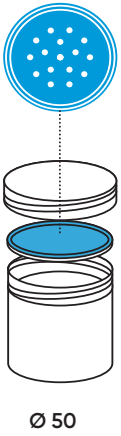


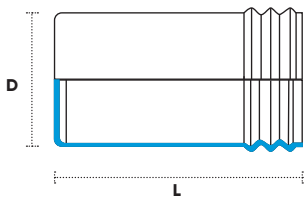


ALUMINIUM CANS
SHAKER CANS
ALUMINIUMDOSEN
STREUDDOSEN

ALUMINIUM-SIFTERS | ALUMINIUM-STREUER



SHAPES | FORMEN




STANDARD DIMENSIONS: SCREW-CAP CANS / SHAKER CANS WITH THREAD AND CAP

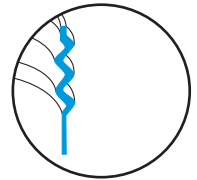
STANDARDABMESSUNGEN: SCHRAUBDECKELDOSEN / STREUDOSEN MIT GEWINDE UND DECKEL

DIAMETER D DURCHMESSER D	LENGTH MIN. L LÄNGE MIN. L	LENGTH MAX. L LÄNGE MAX. L	COLOURS FARBEN	INTERNAL LACQUER INNENLACK	THREAD WITH INTERNAL ROLLED RIM GEWINDE MIT INNEN-ROLLRAND	THREAD PLAIN CUT GEWINDE GLATT BESCHNITTEN
mm	mm	mm				
35	45	140	6	x		x
40	64	150	6	x	x	
50	64	160	8	x	x	

VERSIONS | VARIANTEN



THREAD WITH INTERNAL ROLLED RIM
GEWINDE MIT INNENROLLRAND



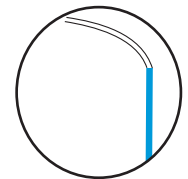
THREAD PLAIN CUT
GEWINDE GLATT BESCHNITTEN

CANS WITH INTERNAL ROLLED RIM, WITHOUT THREAD

DOSEN MIT INNENROLLRAND, OHNE GEWINDE

DIAMETER D DURCHMESSER D	LENGTH MIN. L LÄNGE MIN. L	LENGTH MAX. L LÄNGE MAX. L	COLOURS FARBEN	INTERNAL LACQUER INNENLACK	WITH ALU SLIP LID MIT ALUSTÜLPDECKEL
mm	mm	mm			
40	50	200	6	x	x
50	60	150	8	x	x
53	100	150	8	x	

VERSION | VARIANTE



INTERNAL ROLLED RIM
ROLLRAND INNEN

Additional lengths on request! | Weitere Längen auf Anfrage!